



AUTOMA declutchable manual override is installed as sandwich between actuator and quarter-turn valves. It allows for manual operation in case of failure of the actuator, due to interruptions of compressed air supply or otherwise during maintenance, the Manual Override assists in operating the actuator-process valves.

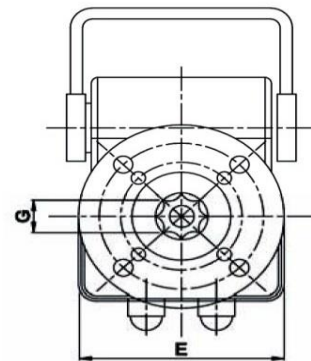
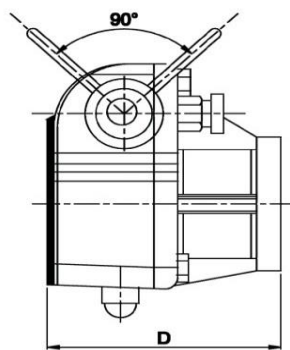
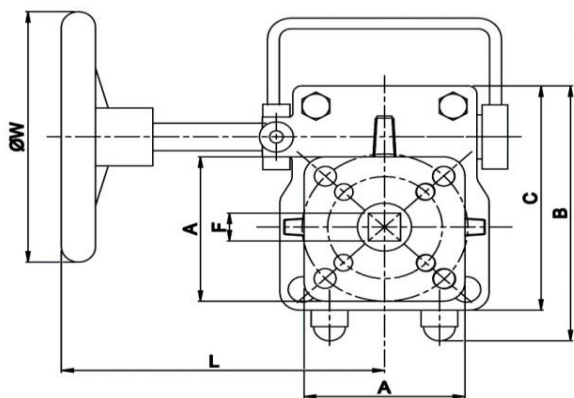
- Output torque from 300Nm to 5500Nm

MATERIAL LIST

ITEM	PART NAME	MATERIAL
1	Body	Aluminum
2	Handwheel	Carbon steel
3	Shaft	SS304
4	Mounting shaft	Carbon steel

TECHNICAL DATA

	GEAR RATIO	OUTPUT TORQUE (Nm)	WEIGHT (KG)
DG 050	1:40	300	2.3
DG 070	1:38	360	3.5
DG 102	1:36	800	5.6
DG 140	1:50	1300	12.5
DG 165	1:55	2800	22.5
DG 250	1:52	5500	26



DIMENSIONS

PART NUMBER	ACTUATOR ISO5211	VALVE SIDE ISO5211	F / G	A	B	C	D	E	W	L
DG 050	F05 - F07	F05 - F07	14	70	125	110	100	90	200	143
DG 070	F07 - F10	F07 - F10	17	95	150	135	118	125	200	177
DG 102	F10 - F12	F10 - F12	22	115	185	160	124	140	300	190
DG 140	F10 - F12	F10 - F12	27	140	225	200	162	185	400	325
DG 165	F14	F14	36	165	268	243	181	230	600	395
DG 165	F16	F16	46	165	268	243	181	230	600	395
DG 250	F16 - F25	F16 - F25	46	275	330	283	205	265	700	400

The specification and dimensions are subject to change without prior notice!