







Coil Information

7000 SERIES COILS



Integrated Coil Offering (These coils utilize enclosure code *N0*. For coil dimensions, see page 125.)

Coil Code	Type of Termination	Wattage	Description	
	L111	Leads	10	Class F Molded with 18" leads
	L222	Leads	10	Class H Molded with 18" leads
	L322	Leads	22	Class H Molded with 18" leads
	C111	1/2" Conduit	10	Class F Molded, NEMA 1, 2, 3, 3s, 4, 4X, 18" leads
	C222	1/2" Conduit	10	Class H Molded, NEMA 1, 2, 3, 3s, 4, 4X, 18" leads
	C322	1/2" Conduit	22	Class H Molded, NEMA 1, 2, 3, 3s, 4, 4X, 18" leads
	H111	1/2" Conduit	10	Class F Molded, NEMA 3, 3s, 4, 4X, 7, 9 18" leads
	H222	1/2" Conduit	10	Class H Molded, NEMA 3, 3s, 4, 4X, 7, 9 18" leads
	H322	1/2" Conduit	22	Class H Molded, NEMA 3, 3s, 4, 4X, 7, 9 18" leads
	H2S1	1/2" Conduit Stainless	10	Class H Molded, NEMA 3, 3s, 4, 4X, 7, 9 18" leads, stainless steel
	D100	DIN	10	Class F Molded
	D200	DIN	10	Class H Molded
	D300	DIN	22	Class H Molded
	S100	Screw	10	Class F Molded
	S200	Screw	10	Class H Molded
	S300	Screw	22	Class H Molded
	T100	1/4" Tab	10	Class F Molded

Conventional Coil Offering (These coils require conventional coil enclosures-see page 120.)

	J111	Leads	10	Class F Molded with 18" leads
	J222	Leads	10	Class H Molded with 18" leads
	J322	Leads	22	Class H Molded with 18" leads

Specialty Coils (These coils require conventional coil enclosures-see page 134.)

	J611	18" Leads	1.3	Fluxtron 2 wire, low power, low temperature
	F611	18" Leads	1.1	Fluxtron 4 wire, low power, low temperature (TTL logic level compatible)
	J011	18" Leads	0	Magnetlatch 2 wire, DC only
	G011	18" Leads	0	Magnetlatch 3 wire, AC or DC (pulse)

Notes:

* For coil temperature information, refer to Technical Information section beginning on page 114.

* Refer to 7000 Series numbering system description beginning on page 119 for voltage code designations.

* Ordinary Location Agency: Underwriter's Laboratories Inc. (UL), Ordinary Location File Number MH 15507/ Canadian Standards Association (CSA), Ordinary Location File Number LR 10716

* Hazardous location coils certified for Class I, Division 1 and 2, Groups A,B,C,D; Class II, Division 1 and 2, Groups E,F,G. Agency File Numbers: Underwriter's Laboratories Inc. (UL), Hazardous Location File Number E 23267/ Canadian Standards Association (CSA), Hazardous Location File Number LR 16286

* DIN terminations per DIN 43650/ ISO 4400 requirements.

* Valves with AC Fluxtron coils receive a 10 watt pressure rating. Valves with a DC Fluxtron coil receive a DC pressure rating.

* **Fluxtron coils are not available for direct lift valves (code 2 in position 2) or for steam service valves (code S0 in position 11,12 of the pressure vessel)**

* Magnetlatch coils are equipped with permanent magnets to retain plunger position after power is removed.

* Magnetlatch coils receive the same pressure ratings as a valve with a 10 watt coil.

* Magnetlatch coils are not available for steam service valves (S0 in position 11,12 of the pressure vessel)

* Magnetlatch coils use minimal average power and have no appreciable temperature rise.

Available Voltages

Standard available voltages are listed here. Additional voltages can be satisfied with a new coil of a specific voltage. Consult Fluid Control Division.

Note: Valves encoded with 4th digit = 2 (i.e. 7122, 7222, 7322, except for 71221 and 73222) do not meet UL temperature approval requirements on 50Hz voltages when supplied with 10 watt or 22 watt dual frequency coils listed here. Consult Fluid Control Division if

UL approval is required. However, the following voltages and codes can be specified for operating these valves on 60Hz:

120/60	B6
240/60	B8
480/60	1B

Integrated, Conventional and Magnelatch Coil Voltages

DC Voltage	Voltage Code	Agency Approval
12 VDC	C1	Yes
24 VDC	C2	Yes
48 VDC	C4	Yes
120 VDC	C6	Yes
AC Voltage	Voltage Code	Agency Approval
24/60	B2	Yes
110/50, 120/60	P3	Yes
208/60 ¹	2K	Yes
220/50, 240/60	Q3	Yes
440/50, 480/60*	Q8	Yes

Fluxtron Coil Voltages

Voltage	Voltage Code	Agency Approval
12 VDC	C1	Yes
24 VDC	C2	Yes
24-50/60 AC	P0	Yes
110/50, 120/60 AC	2W	Yes

* Note: Not available in coil types H111, H222, H322

¹ Not available in magnelatch

Voltage range -15% to +10% for continuous duty.

Explosion-proof Coil



Model: H111 / H322
½" conduit, 18" leads
NEMA 4, 4X, 7, 9

H111 = 10 watts
H322 = 22 watts

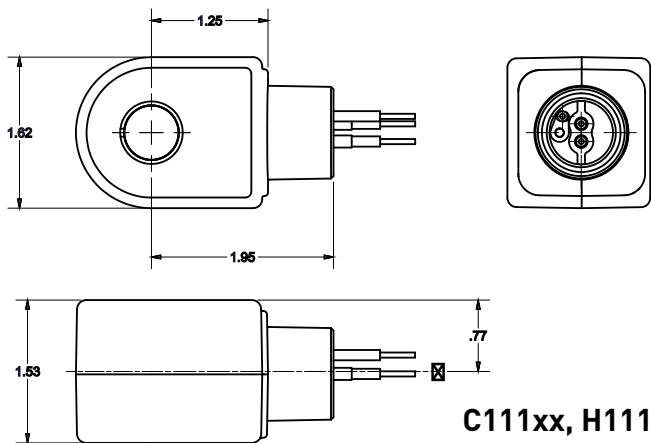
Prefix "NO" as enclosure code when
order complete set with valve

Suffix voltage:
C2=24VDC
P3=110/50, 120/60
Q3=220/50, 240/60

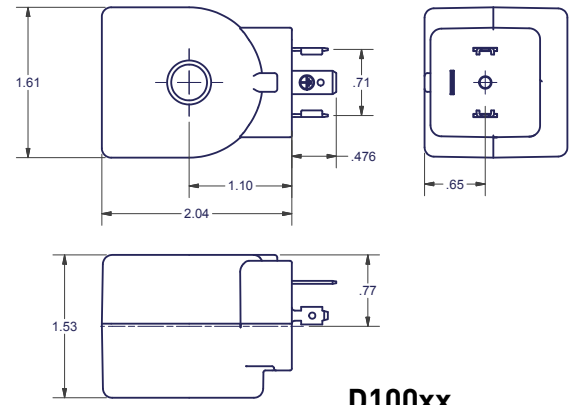
Example:
NO-H111C2 = 24VDC 10watts
NO-H322C2 = 24VDC 22watts

NEMA STANDARD:

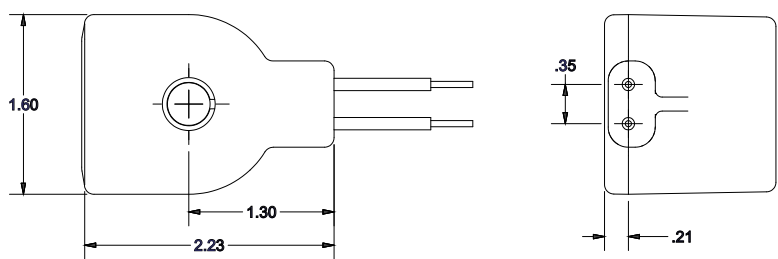
- Type 1:** General Purpose - Enclosures are intended for indoor use, primarily to prevent accidental contact of personnel with the enclosed equipment in areas where unusual service conditions do not exist.
- Type 2:** Drip-Proof - Enclosures are intended for indoor use to protect the enclosed equipment against falling non-corrosive liquids and falling dirt.
- Type 3R:** Rainproof and Sleet Resistant (Ice Resistant) - Enclosures are intended for outdoor use to protect the enclosed equipment against rain, sleet and external ice formation.
- Type 4:** Watertight and Dust-Tight - Enclosures are intended for indoor or outdoor use to protect the enclosed equipment against splashing water, seepage of water, falling or hose-directed water and severe external condensation.
- Type 4X:** Watertight, Dust-Tight and Corrosion-Resistant - Enclosures have the same provisions as Type 4 enclosures and are corrosion-resistant.
- Type 6:** Submersible - Enclosure protected against entry of water during occasional temporary submersion at a limited depth.
- Type 7:** Explosion-Proof - Designed to be used in a hazardous atmospheres classified as Class I, Groups A, B, C or D, as defined by NEC (National Electric Code). The explosion-proof enclosure must be able to withstand an internal explosion and prevent the ignition of atmospheric gases which may be caused by the shorts or sparks occurring within the enclosures. Additionally, the external enclosure temperature must be low enough as to not ignite a surrounding flammable atmosphere.
- Type 9:** Class II, Division I, Group E, F or G - Enclosures are intended for indoor use in the atmospheres and locations as defined as Class II, Division I or Division II, and Group E, F or G in the NEC to prevent the entrance of explosive amounts of hazardous dust. If gaskets are used, they must be of non-combustible, non-deteriorating, vermin proof material.
- Type 12:** Industrial Use - Dust-Tight and Drip-Tight - Enclosures are intended for indoor use to protect enclosed equipment against fibers, filings, lint, dust and dirt; and light splashing, seepage, dripping and external condensation of non-corrosive liquids.



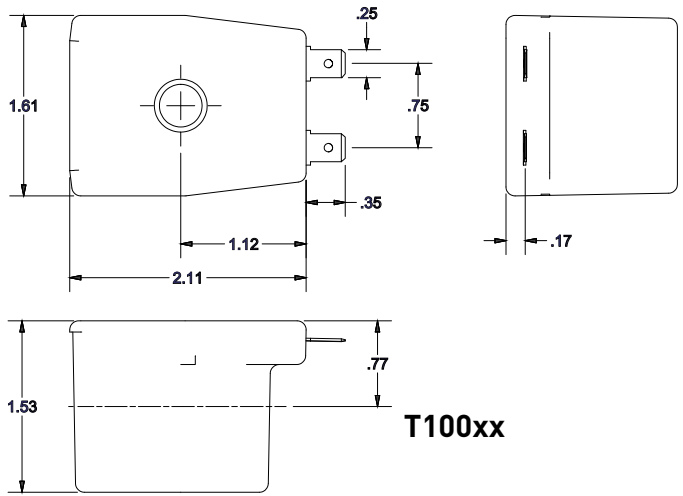
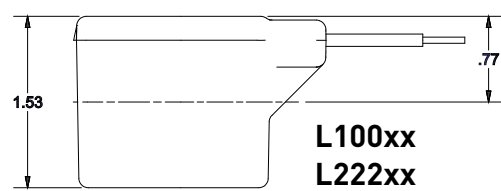
**C111xx, H111xx,
C222xx, H222xx,
C322xx, H322xx**



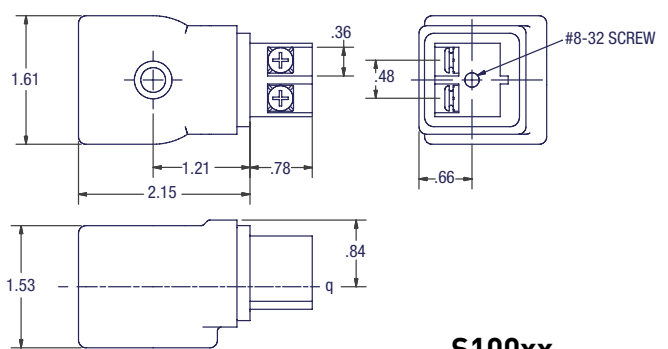
**D100xx
D200xx
D300xx**



**L100xx
L222xx
L322xx**



T100xx



**S100xx
S200xx
S300xx**