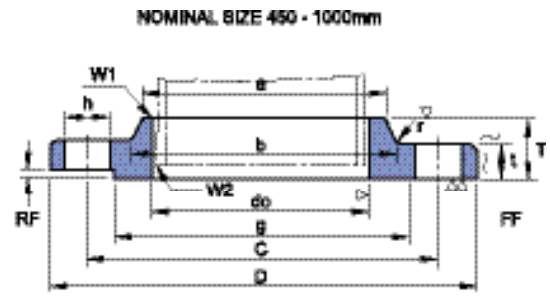
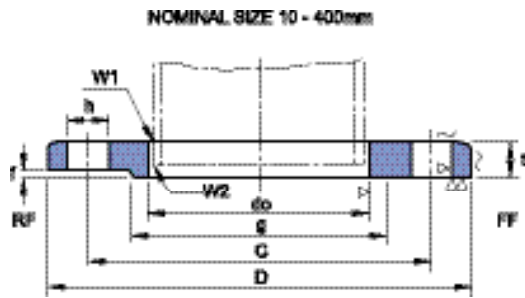


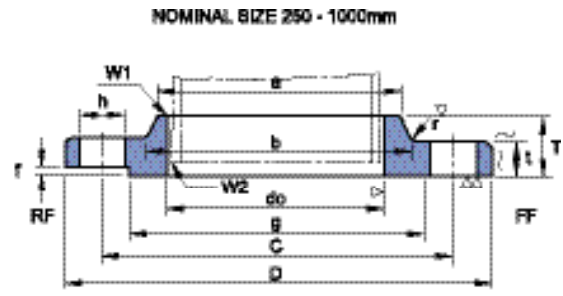
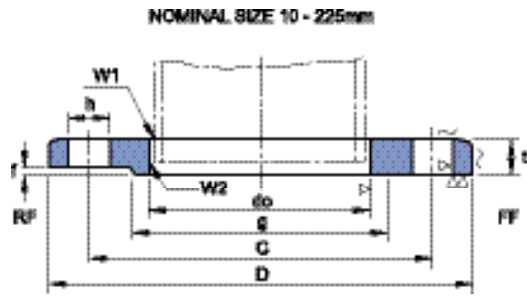
5K (KS BI 503 / JIS B2220)



Unit : mm

Nominal Dia. of Flange	Outside Dia. of Flange D	Sectional Dimensions of flange												Welding		
		Dia. of Bolt Circle C	Dia. of Raised Face g	Inside Dia. of Flange do	Outside Dia. of Applicable pipe	t	T	Dia. of Hub		Radi-us r	Raised Face f	Hole Dia. h	Number of Bolt Holes	Nominal Bolt Size	W1	W2
								a	b							
(10)	75	55	39	17.8	17.3	9	-	-	-	-	1	12	4	M10	5.0	2.5
15	80	60	44	22.2	21.7	9	-	-	-	-	1	12	4	M10	5.0	3.0
(20)	85	65	49	27.7	27.2	10	-	-	-	-	1	12	4	M10	5.0	3.0
25	95	75	59	34.5	34.0	10	-	-	-	-	1	12	4	M10	5.0	3.0
(32)	115	90	70	43.2	42.7	12	-	-	-	-	2	15	4	M12	6.0	3.0
40	120	95	75	49.1	48.6	12	-	-	-	-	2	15	4	M12	6.0	3.0
50	130	105	85	61.1	60.5	14	-	-	-	-	2	15	4	M12	6.0	3.0
65	155	130	110	77.1	76.3	14	-	-	-	-	2	15	4	M12	6.0	4.0
80	180	145	121	90.0	89.1	14	-	-	-	-	2	19	4	M16	6.0	4.0
(90)	190	155	131	102.6	101.6	14	-	-	-	-	2	19	4	M16	6.0	4.0
100	200	165	141	115.4	114.3	16	-	-	-	-	2	19	8	M16	7.0	4.0
125	235	200	176	141.2	139.8	16	-	-	-	-	2	19	8	M16	7.0	4.0
150	265	230	206	166.6	165.2	18	-	-	-	-	2	19	8	M16	7.0	5.0
(175)	300	260	232	192.1	190.7	18	-	-	-	-	2	23	8	M20	7.5	5.0
200	320	280	252	218.0	216.3	20	-	-	-	-	2	23	8	M20	8.5	6.0
(225)	345	305	277	243.7	241.8	20	-	-	-	-	2	23	12	M20	9.0	6.0
250	385	345	317	269.5	267.4	22	-	-	-	-	2	23	12	M20	10.0	6.0
300	430	390	360	321.0	318.5	22	-	-	-	-	3	23	12	M20	10.0	6.0
350	480	435	403	358.1	355.6	24	-	-	-	-	3	25	12	M22	12.0	7.0
400	540	495	463	409.0	406.4	24	-	-	-	-	3	25	16	M22	12.0	7.0
450	605	555	523	460.0	457.2	24	40	495	500	5	3	25	16	M22	12.0	7.0
500	655	605	573	511.0	508.0	24	40	546	552	5	3	25	20	M22	12.0	7.0
550	720	665	630	562.0	558.8	26	42	597	603	5	3	27	20	M24	12.0	7.0
600	770	715	680	613.0	609.6	26	44	648	654	5	3	27	20	M24	12.0	7.0
650	825	770	735	664.0	660.4	26	48	702	708	5	3	27	24	M24	12.0	7.0
700	875	820	785	715.0	711.2	26	48	751	758	5	3	27	24	M24	12.0	7.0
750	945	880	840	766.0	762.0	28	52	802	810	5	3	33	24	M30	12.0	7.0
800	995	930	890	817.0	812.8	28	52	854	862	5	3	33	24	M30	13.0	8.0
850	1045	980	940	868.0	863.6	28	54	904	912	5	3	33	24	M30	13.0	8.0
900	1095	1030	990	919.0	914.4	30	56	956	964	5	3	33	24	M30	13.0	8.0
1000	1195	1130	1090	1021.0	1016.0	32	60	1058	1066	5	3	33	28	M30	14.0	9.0

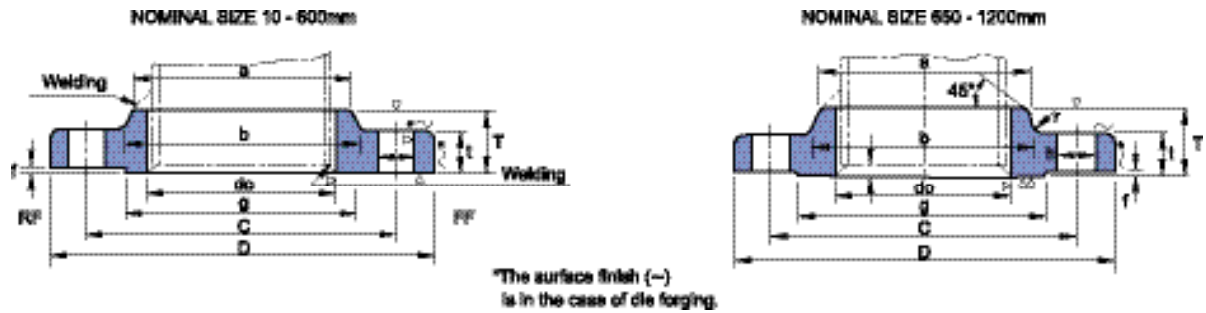
10K (KS B1503 / JIS B2220)



Unit : mm

Nominal Dia. of Flange	Outside Dia. of Flange D	Sectional Dimensions of flange												Welding		
		Dia. of Bolt Circle C	Dia. of Raised Face g	Inside Dia. of Flange do	Outside Dia. of Applicable pipe	t	T	Dia. of Hub		Radi-us r	Raised Face f	Hole Dia. h	Number of Bolt Holes	Nominal Bolt Size	W1	W2
								a	b							
10	90	65	46	17.8	17.3	12	-	-	-	-	1	15	4	M12	5	2.5
15	95	70	51	22.2	21.7	12	-	-	-	-	1	15	4	M12	5	3
20	100	75	56	27.7	27.2	14	-	-	-	-	1	15	4	M12	5	3
25	125	90	67	34.5	34	14	-	-	-	-	1	19	4	M16	5	3
32	135	100	76	43.2	42.7	16	-	-	-	-	2	19	4	M16	6	3
40	140	105	81	49.1	48.6	16	-	-	-	-	2	19	4	M16	6	3
50	155	120	96	61.1	60.5	16	-	-	-	-	2	19	4	M16	6	3
65	175	140	116	77.1	76.3	18	-	-	-	-	2	19	4	M16	6.5	4
80	185	150	126	90	89.1	18	-	-	-	-	2	19	8	M16	6.5	4
(90)	195	160	136	102.6	101.6	18	-	-	-	-	2	19	8	M16	6.5	4
100	210	175	151	115.4	114.3	18	-	-	-	-	2	19	8	M16	7	4
125	250	210	182	141.2	139.8	20	-	-	-	-	2	23	8	M20	7.5	4
150	280	240	212	166.6	165.2	22	-	-	-	-	2	23	8	M20	8	5
(175)	305	265	237	192.1	190.7	22	-	-	-	-	2	23	12	M20	9	5
200	330	290	262	218	216.3	22	-	-	-	-	2	23	12	M20	9	6
(255)	350	310	282	243.7	241.8	22	-	-	-	-	2	23	12	M20	9	6
250	400	355	324	269.5	267.4	24	36	288	292	6	2	25	12	M22	10	6
300	445	400	368	321	318.5	24	38	340	346	6	3	25	16	M22	10	6
350	490	445	413	358.1	355.6	26	42	380	386	6	3	25	16	M22	12	7
400	560	510	475	409	406.4	28	44	436	442	6	3	27	16	M24	12	7
450	620	565	530	460	457.2	30	48	496	502	6	3	27	20	M24	14	8
500	675	620	585	511	508	30	48	548	554	6	3	27	20	M24	14	8
550	745	680	640	562	558.8	32	52	604	610	6	3	33	20	M30	15	9
600	795	730	690	613	609.6	32	52	656	662	6	3	33	24	M30	16	10
650	845	780	740	664	660.4	34	56	706	712	6	3	33	24	M30	16	10
700	905	840	800	715	711.2	34	58	762	770	6	3	33	24	M30	17	10
750	970	900	855	766	762	36	62	816	824	6	3	33	24	M30	18	11
800	1020	950	905	817	812.8	36	64	868	876	6	3	33	28	M30	19	12
(850)	1070	1000	955	868	863.6	36	66	920	928	6	3	33	28	M30	19	12
900	1120	1050	1005	919	914.4	38	70	971	979	6	3	33	28	M30	22	14
1000	1235	1160	1110	1021	1016	40	74	1073	1081	6	3	39	28	M36	22	14

I6K (KS B1503 / JIS B2220)

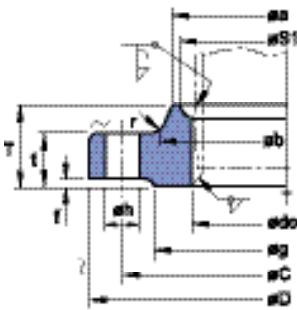


Unit : mm

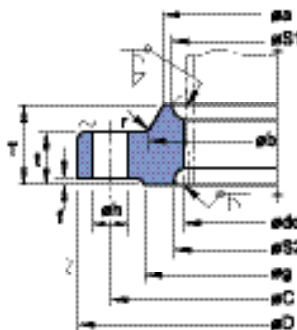
Nominal Dia. of Flange	Outside Dia. of Flange D	Sectional Dimensions of flange												Nominal Bolt Size
		Dia. of Bolt Circle C	Dia. of Raised Face g	Inside Dia. of Flange do	Outside Dia. of Applicable pipe	t	T	Dia. of Hub		Radius r	Raised Face f	Hole Dia. h	Number of Bolt Holes	
								a	b					
10	90	65	46	17.8	17.3	12	16	26	28	4	1	15	4	M12
15	95	70	51	22.2	21.7	12	16	30	32	4	1	15	4	M12
20	100	75	56	27.7	27.2	14	20	38	42	4	1	15	4	M12
25	125	90	67	34.5	34.0	14	20	46	50	4	1	19	4	M16
32	135	100	76	43.2	42.7	16	22	56	60	5	2	19	4	M16
40	140	105	81	49.1	48.6	16	24	62	66	5	2	19	4	M16
50	155	120	96	61.1	60.5	16	24	76	80	5	2	19	8	M16
65	175	140	116	77.1	76.3	18	26	94	98	5	2	19	8	M16
80	200	160	132	90.0	89.1	20	28	108	112	6	2	23	8	M20
(90)	210	170	145	102.6	101.6	20	30	120	124	6	2	23	8	M20
100	225	185	160	115.4	114.3	22	34	134	138	6	2	23	8	M20
125	270	225	195	141.2	139.8	22	34	164	170	6	2	25	8	M22
150	305	260	230	166.6	165.2	24	38	196	202	6	2	25	12	M22
200	350	305	275	218.0	216.3	26	40	244	252	6	2	25	12	M22
250	430	380	345	269.5	267.4	28	44	304	312	6	2	27	12	M24
300	480	430	395	321.0	318.5	30	48	354	364	8	3	27	16	M24
350	540	480	440	358.1	355.6	34	52	398	408	8	3	33	16	M30X3
400	605	540	495	409.0	406.4	38	60	446	456	10	3	33	16	M30X3
450	675	605	560	460.0	457.2	40	64	504	514	10	3	33	20	M30X3
500	730	660	615	511.0	508.0	42	68	558	568	10	3	33	20	M30X3
(550)	795	720	670	562.0	558.8	44	70	612	622	10	3	39	20	M36X3
600	845	770	720	613.0	609.6	46	74	666	676	10	3	39	24	M36X3
(650)	895	820	770	664	660.4	48	77	704	726	10	5	39	24	M36X3
700	960	875	820	715	711.2	50	80	754	776	10	5	42	24	M39X3
(750)	1020	935	880	766	762.0	52	83	806	832	10	5	42	24	M39X3
800	1085	990	930	817	812.8	54	86	865	885	10	5	48	24	M45X3
(850)	1135	1040	980	868	863.6	56	89	916	936	10	5	48	24	M45X3
900	1185	1090	1030	919	914.4	58	93	968	986	10	5	48	28	M45X3
1000	1320	1210	1140	1021	1016.0	62	99	1070	1098	12	5	56	28	M52X3

20K (KS B1503 / JIS B2220)

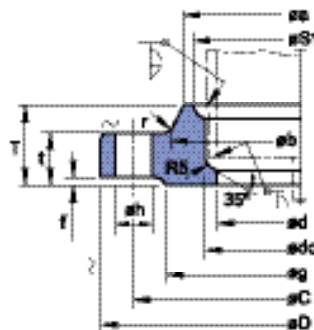
TYPE A
NOMINAL SIZE 10 - 50mm



TYPE B
NOMINAL SIZE 10 - 50mm



TYPE C
NOMINAL SIZE 65 - 600mm



*The surface finish (R) is in the case of die forging.

Unit : mm

Nominal Pipe Size	Outside Diam. of Flanges D	Sectional Dimensions of Flange													Reference					
		Bolt Circle Dia. C	Dia. of Raised Face g	Inside Dia. of Steel Pipe	Outside Dia. of Steel pipe	t	T	Dia. of Hub		Radius r	f	d	Number of Bolt Holes	Holes Dia. h	Nominal Bolt Size	S1	m	S2	n	l
								a	b											
10	90	65	46	17.8	17.3	14	20	30	32	4	1	-	4	15	M12	27	4	27	4	-
15	95	70	51	22.2	21.7	14	20	34	36	4	1	-	4	15	M12	31	4	31	4	-
20	100	75	56	27.7	27.2	16	22	40	42	4	1	-	4	15	M12	37	4	37	4	-
25	125	90	67	34.5	34.0	16	24	48	50	4	1	-	4	19	M16	44	4	44	4.5	-
32	135	100	76	43.2	42.7	18	26	56	60	5	2	-	4	19	M16	52	4	53	5	-
40	140	105	81	49.1	48.6	18	26	62	66	5	2	-	4	19	M16	58	4	59	5.5	-
50	155	120	96	61.1	60.5	18	26	76	80	5	2	-	8	19	M16	70	4	72	5.5	-
65	175	140	116	77.7	76.3	20	30	100	104	5	2	65.9	8	19	M16	94	6	-	-	6
80	200	160	132	90.0	89.1	22	34	113	117	6	2	78.1	8	23	M20	107	6	-	-	6
(90)	210	170	145	102.6	101.6	24	36	126	130	6	2	90.2	8	23	M20	120	6	-	-	6
100	225	185	160	115.4	114.3	24	36	138	142	6	2	102.3	8	23	M20	132	6	-	-	6
125	270	225	195	141.2	139.8	26	40	166	172	6	2	126.6	8	25	M22	160	7	-	-	6
150	305	260	230	166.6	165.2	28	42	196	202	6	2	151.0	12	25	M22	186	8	-	-	6
200	350	305	275	218.0	216.3	30	46	244	252	6	2	199.9	12	25	M22	237	9	-	-	6
250	430	380	345	269.5	267.4	34	52	304	312	6	2	248.8	12	27	M24	290	10	-	-	6
300	480	430	395	321.0	318.5	36	56	354	364	8	3	297.9	16	27	M24	345	11	-	-	6
350	540	480	440	358.1	355.6	40	62	398	408	8	3	333.4	16	33	M30X3	384	12	-	-	6
400	605	540	495	409.0	406.4	46	70	446	456	10	3	381.0	16	33	M30X3	437	13	-	-	7
450	675	605	560	460.0	457.2	48	78	504	514	10	3	431.8	20	33	M30X3	490	15	-	-	7
500	730	660	615	511.0	508.0	50	84	558	568	10	3	482.6	20	33	M30X3	544	16	-	-	7
(550)	795	720	670	562.0	558.8	52	90	612	622	10	3	533.4	20	39	M36X3	595	16	-	-	7
600	845	770	720	613.0	609.6	54	96	666	676	10	3	584.2	24	39	M36X3	646	18	-	-	7
*650	945	850	790	664	660.4	60							24	48	M45X3					
*700	995	900	840	715	711.2	64							24	48	M45X3					
*750	1080	970	900	766	762.0	68							24	56	M52X3					
*800	1140	1030	960	817	812.8	72							24	56	M52X3					
*850	1200	1090	1020	868	863.6	74							24	56	M52X3					
*900	1250	1140	1070	919	914.4	76							28	56	M52X3					

NOTE:

1. Flanges of parenthesized nominal diameter (), not to be used unless otherwise noted by purchaser.
2. "d" is an example of pipe thickness for schedule 40 for nominal diameter 400 and under, and for schedule 12.7 mm for 450 through 600 of KS B3562 and KS D3507 (JIS G3454, JIS G3456)